

# HERITAGE PROPOSAL



Module II



Course  
Video



Topic  
Cultural and  
Natural  
Heritage




Lesson 1

## Activity

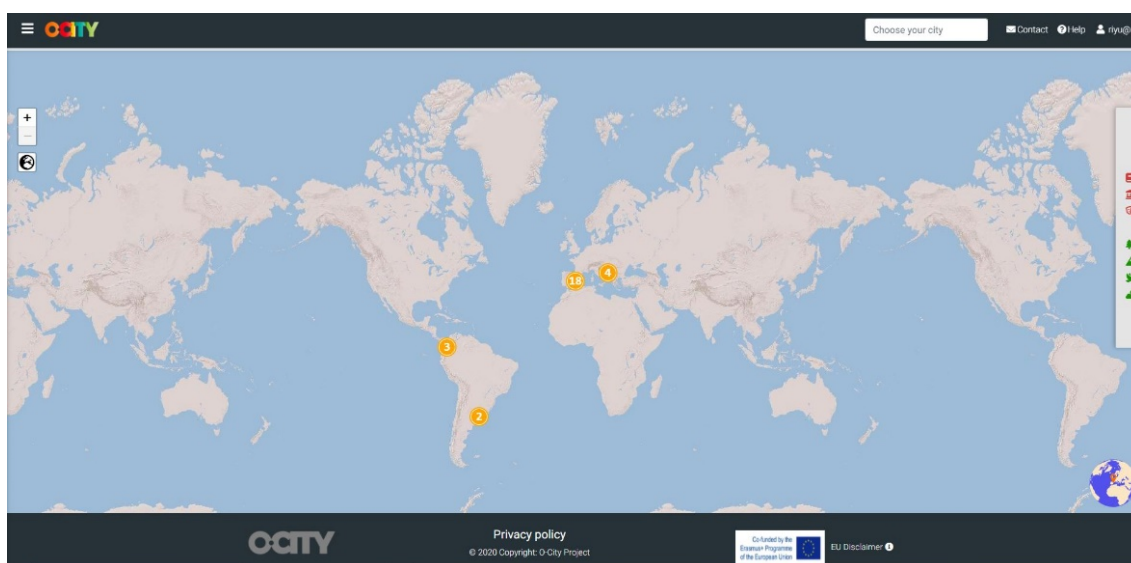
- **Short Description:** Students will have to upload the proposal for the heritage element selected in Activity 1 of T1.L1 to the O-City platform.
- **Methodology:** Inductive learning.
- **Duration:** 1 hour
- **Difficulty (high - medium - low):** Low
- **Individual / Team:** Team
- **Classroom / House:** House
- **What do we need to do this activity?**
  - **Hardware:** Computer
  - **Software:** Web Browser
  - **Other resources:** None

## Description

**Text description:** In order to view the video generated in this course within the O-City platform, the student must upload a proposal for the heritage asset to be accepted and associated with its corresponding city. Once the heritage element appears on the platform within the city, we can upload the video so that it can be viewed together with the heritage in its explanation.



## Illustration:



<https://o-city.org>

## Instructions

1. STEP 1: Register on the [o-city.org](https://o-city.org) page and obtain a username and password.
2. STEP 2: Complete the information requested in the section: Heritage Proposal.

## Expected outcomes

- Register a new user on the O-City platform.
- Complete the basic information (name, short description and image) of a heritage element in the O-City registration form.


## This activity can be used in other (module, course, topic, lesson):

- **Module II, Course photo-video concept, Topic Sound and Script, Lesson 1**

**DIGICOMP (Competences developed):** *Engaging in citizenship through digital technologies*

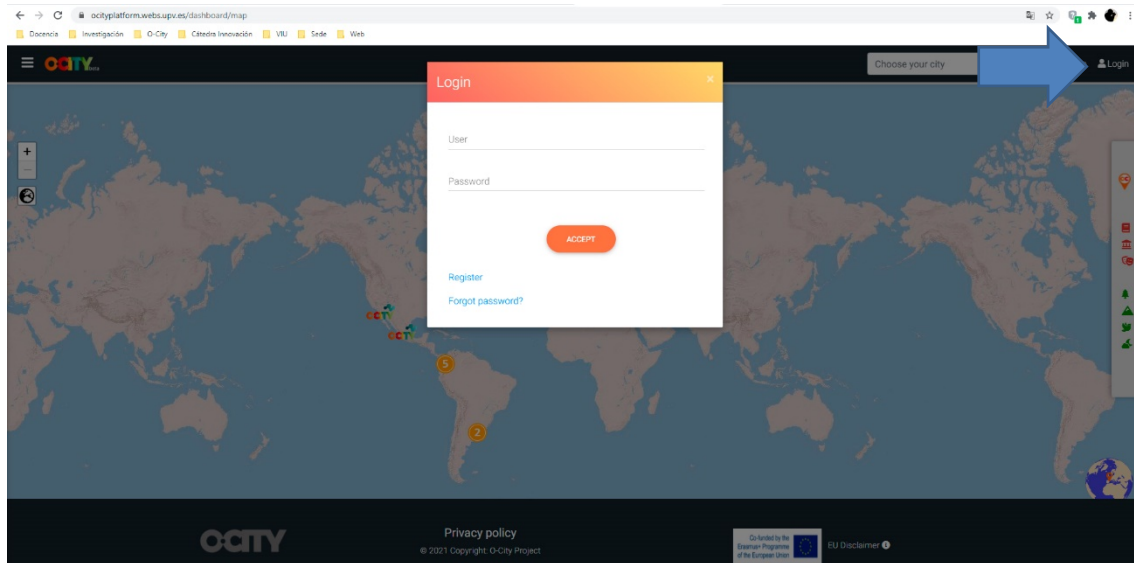
**ENTRECOMP (Competences developed):** *Valuing ideas, Learning through experience*

## Example:



## HERITAGE PROPOSAL

Register on the O-City project website (<https://o-city.org>) and obtain a username and password.



Then, you must enter and propose your cultural or natural asset in just 3 steps:

- ✓ Name of the asset
- ✓ Short description
- ✓ Image

A screenshot of the 'Heritage proposal' form on the O-City website. The form is titled 'Heritage proposal' and includes several input fields. Three blue arrows point to the 'Name of the heritage', 'Heritage description (short)', and 'Image' fields. The 'Image' field includes a 'Browse' button and a placeholder box labeled 'your image'. The form also includes fields for 'Choose your date' (08/06/2020), 'Country' (Spain), and 'City' (Search Nearest Location). The website header and footer are visible at the top and bottom of the form.